

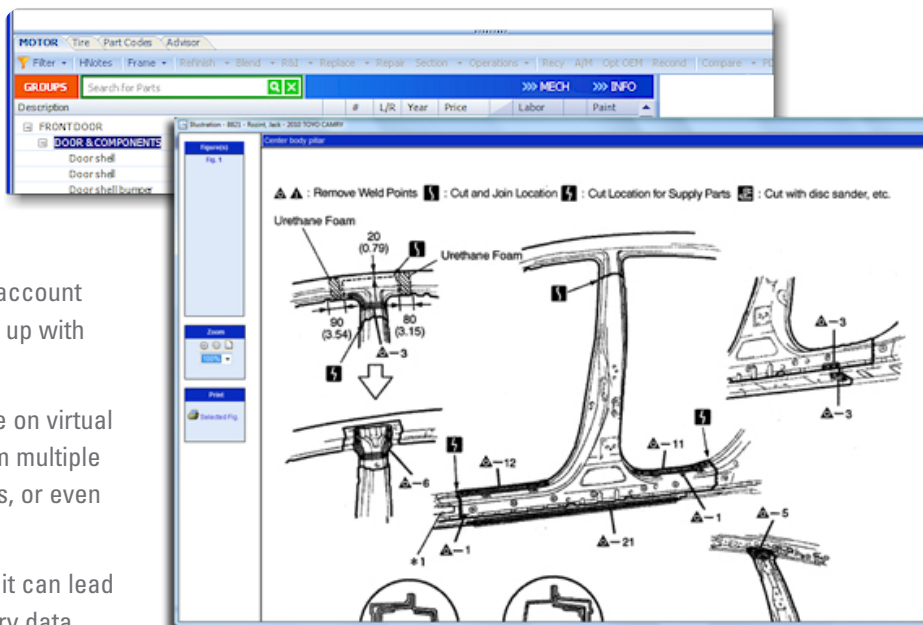
Introducing CCC ONE™ Repair Methods—OEM Data Right at Your Fingertips

Repair data from major OEMs is now just a click away

VEHICLE AND REPAIR COMPLEXITY IS GROWING

The growing use of technology and sophisticated materials in vehicle manufacturing have made the repair process more complex and specialized.

- > Repair procedures are published regularly to account for manufacturing advancements, yet keeping up with these changes can feel like a full time job.
- > To find a repair procedure today, repairers are on virtual scavenger hunt, pulling bits of repair data from multiple sources such as OEM and third party websites, or even making calls to dealerships.
- > This is time-consuming, but more importantly, it can lead to repairs being made without all the necessary data being referenced. These errors are costly – and can lead to incorrect parts orders, comebacks, and damage to a shop's reputation.



CCC ONE REPAIR METHODS INTEGRATES REPAIR PROCEDURES WITH ESTIMATING

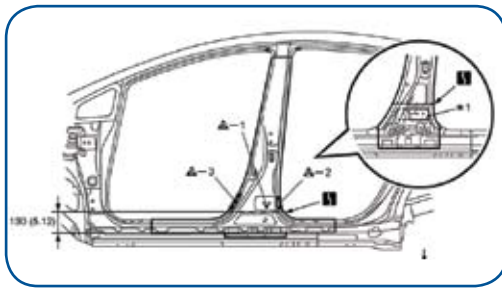
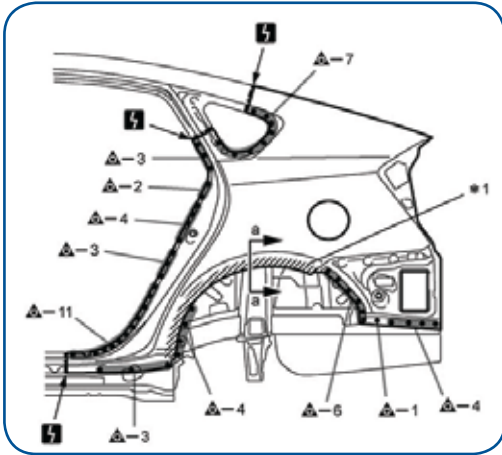
Working with data from the major automotive Original Equipment Manufacturers (OEMs), CCC ONE Repair Methods is a fully integrated solution that embeds repair procedures data into CCC ONE Estimating and Repair Workflow. Now, all of the procedure information you need is available in one place.

Fix it Right—the First Time

- > All major OEM's in a single, integrated solution
- > Never leave the estimate
- > Automated indicators help ensure you don't miss critical data
- > Get the first parts order correct
- > Paperless communication of procedures to technicians
- > Reset modules & lamps without a trip to the dealership
- > Improve repair quality while complying with OEM mandates

- > Repairers can see repair visual indicators of available repair procedures for the vehicle they are working on, right within the estimating screen. No need to leave the estimate or repair order. No searching, no need to navigate a separate index, and no need to spend time drilling down through an index only to find that there is no data available from the OEM.
- > CCC ONE Repair Methods helps guide repairers in the use of OEM data—when and where it's required—by offering visual cues and prompts to alert repairers and technicians when OEM information is available.
- > Get it right on the most difficult jobs, but also improve and enhance every job, every day. Information on parts reusability, warning lamp resets, and component locations help you order the right parts, and get the repair done in a shorter cycle time.

Continued on back...



CCC ONE™ REPAIR METHODS—EASY ACCESS TO COMPREHENSIVE REPAIR PROCEDURE INFORMATION

Repairer's access to advanced repair procedures is critical to estimate accuracy and repair quality. And now repair procedures can quickly and easily be accessed inside the estimate. No separate tabs, no separate websites, no separate data lookups—with CCC ONE Repair Methods everything is just a click away.

Here's how:

- > Fully Integrated application automatically gets utilized, unlike options that aren't integrated. Busy estimators will no longer miss critical data because they didn't have time to search for it.
 - > Automated Indicators tell a repairer when OEM data is available and the type of data it is, so you'll never have to search only to find that the OEM hasn't published anything for the vehicle.
 - > Bookmarking features allow the estimator or repair planner to flag relevant data so that production staff and technicians will see it.
 - > As part of the CCC ONE hosted solution, data is updated online, keeping information current and ready to use without the need for manual CD and DVD updates.
- > Information and procedure details are available to solve for any repair situation, including:
- Body and Frame
 - Welded Panels
 - Sectioning
 - Mechanical
 - Hybrid Safety
 - Air Bag Precautions
 - Component Location
 - Technical Service Bulletins (TBS)
 - Cooling System
 - Steering & Suspension
 - Tire Pressure Monitoring
 - Computer Control Modules/Lamp Reset

To learn how to get *CCC ONE Repair Methods*, please contact your account manager.